



Summer  
**VACATION**

Guru Tegh Bahadur  
3rd Centenary Public School

**Holiday**

**Homework**



**CLASS V**

**Guru Tegh Bahadur 3<sup>rd</sup> Centenary Public School  
C-Block, Mansarover Garden New Delhi- 110018  
Summer Holiday Homework (2026-27)**

**Class – V**

**English**

**Note: Make a separate notebook for English Holidays homework.**

1. Do one page of cursive handwriting twice a week.
2. Write and learn two words everyday from the dictionary along with their meaning.
3. Make a chart on the topic - 'Tenses- Present, Past, Future'
4. Read Newspaper daily.
5. Write a short paragraph in about 80-100 words on " A Visit to Taj Mahal ". Use these Value points to write the paragraph.
  - \* How did you get the chance for this trip?
  - \* What preparations did you do for this trip?
  - \* What all did you do at Taj Mahal?
  - \* What did you enjoy the most there?
  - \* What all activities did you do there?
  - \* What is the uniqueness of Taj Mahal?
6. Learn and revise the topics covered in classroom.
7. Art Integrated project:  
Make a mask based on the tradition of Sikkim.

**Hindi**

1. पाँच अच्छी आदतों को छोटे-छोटे कार्ड पर लिखकर धागे से लटकने वाली हैंगिंग बनाइए।
2. "मेरा पसंदीदा पर्यटन स्थल – सिक्किम"का सुंदर अनुच्छेद A4 साइज शीट पर लिखिए।
3. मधु श्री पुस्तक का पेज नंबर- 58 प्रश्न नंबर - नीचे दिए गए कवियों के चित्र चिपकाए और इंटरनेट की सहायता से उनका दोहा लिखिए (यह प्रश्न पुस्तक में ही पूर्ण करना है)
4. सुलेख माला का पेज नंबर 1 से लेकर 10 तक पुस्तक में ही पूर्ण करें।  
**नोट : कक्षा में करवाए गए कार्य का स्मरण कीजिए।**

**French**

1. Make a creative and decorative poster on French Greetings with illustrations/pictures.
2. On an A4 sheet, write:
  - One formal conversation
  - One informal conversation
3. Revise the syllabus covered so far.

**Punjabi**

1. ਚਿੱਤਰ ਵਰਣਨ ਕੋਈ ਇੱਕ ਚਿੱਤਰ ਚਿਪਕਾ ਕੇ ਉਸਦੇ ਵਿਚਲਾ ਦ੍ਰਿਸ਼ ਦਾ ਵਰਣਨ ਕਰੋ ।
2. ਪੰਜਾਬੀ ਪਾਠ ਪੁਸਤਕ ਵਿੱਚ ਕਰਾਇਆ ਗਿਆ ਸਾਰਾ ਕੰਮ ਯਾਦ ਕਰੋ ।
3. ਆਪਣੀ ਪੰਜਾਬੀ ਪੁਸਤਕ ਵਿੱਚੋਂ ਕੋਈ ਇੱਕ ਕਵਿਤਾ ਯਾਦ ਕਰੋ ।
4. ਰੋਜ਼ਾਨਾ ਪੰਜਾਬੀ ਦਾ ਅਖ਼ਬਾਰ ਪੜ੍ਹੋ।

## Mathematics

1. Learn tables 1 – 20
2. Revise all the work done in class till now.
3. Practice pages - 20 & 21 in Mental Math book
4. **ACTIVITY**

a) **Topic: Forming Numbers**

- Use number cards (Maan Cards) given at the back of Xplorer book.
- Form two 8-digit and 9-digit numbers each in Indian System and International System of Numeration.
- Write numerals with commas and number names in words.
- Do on separate A4 sheets (for Indian System and for International System) with heading ‘Forming Numbers’. Write name, class, section, roll no. on both sheets.

b) Indian monuments are known worldwide for their beauty. Many monuments show mathematical symmetry in their design.

- Find any two monuments of Sikkim which have a symmetrical design. Paste their pictures on an A4 size sheet.
- Draw and show the line/lines of symmetry for each monument using a pencil and scale. Label the monuments’ names below the pictures. Make this project on two separate sheets (one sheet for one monument only). Write the heading ‘Symmetry in Indian Monuments’ on top of the each sheet.

## Science

1. Make a wall hanging out of waste material. (Roll No. 1 - 6)
2. Make a 3D Model of a rocket using waste material. (Roll No. 7 to 13)
3. Make a 3D Model of any celestial object (Sun, Moon, Planets). (Roll No. 14 to 20)
4. Make a 3D Model of a Robot using waste material. (Roll No. 21 to 26)
5. Make any best working model of Science. (Roll No. 27 to 33)
6. Make a collage of flora and fauna of Sikkim on (A-3 Size Sheet). Compulsory for all




## Social Science

1. Draw or paste pictures of any two **Food Items** of **Sikkim** on A4 Size sheet and write few sentences about it.
2. Read chapter 1 Mapping the Earth and chapter 2 Latitudes and Longitudes
3. Read newspaper daily.

## Computer

1. Paste the pictures of “Different types of computers” in your computer notebook.

## Art

Student Roll Numbers	Activity Name	Description and material
1-15	Wall hanging	<b>Task:</b> Make a beautiful wall hanging. 
16-20	Paper Table mat	<b>Task:</b> Make a beautiful table mat use A3 size sheet 
21-35	Candle holder (Pista Shells)	<b>Task:</b> Make a beautiful candle holder use pista shells. 

**HAPPY HOLIDAYS**